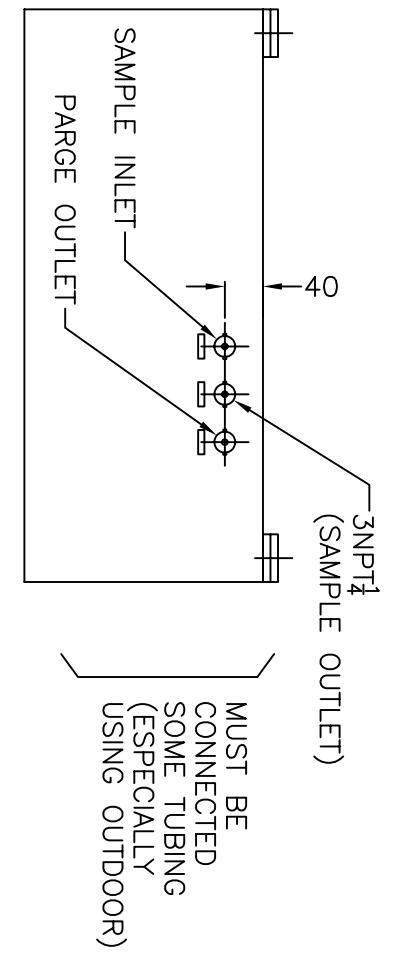
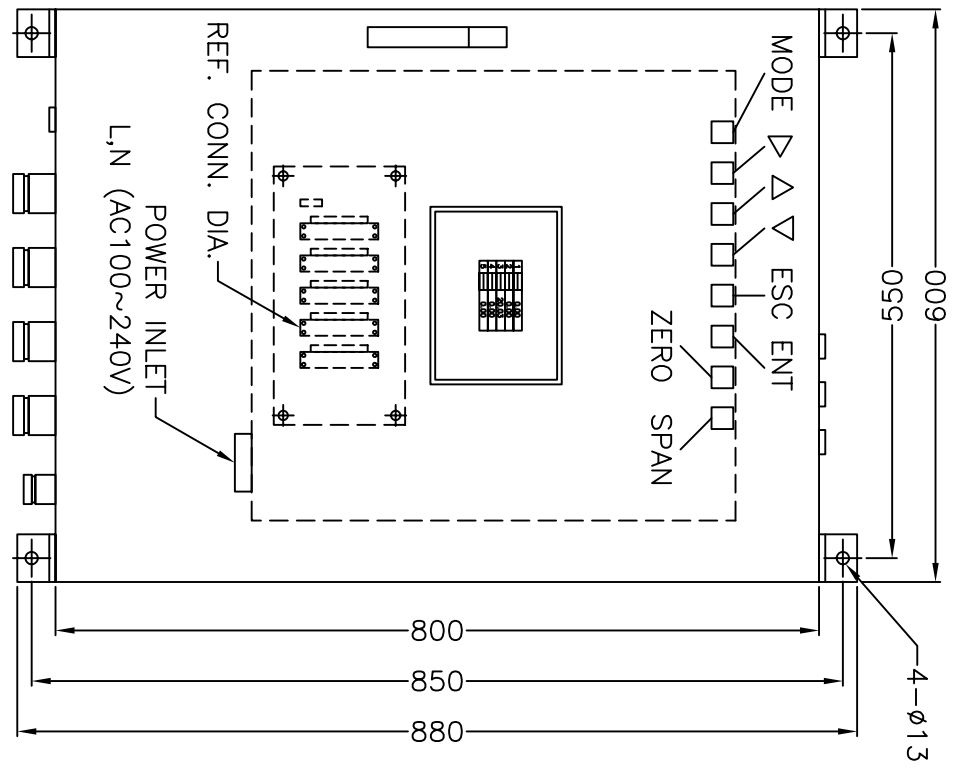
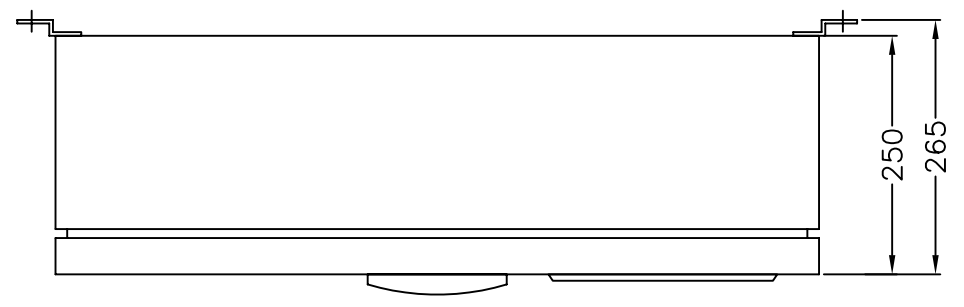
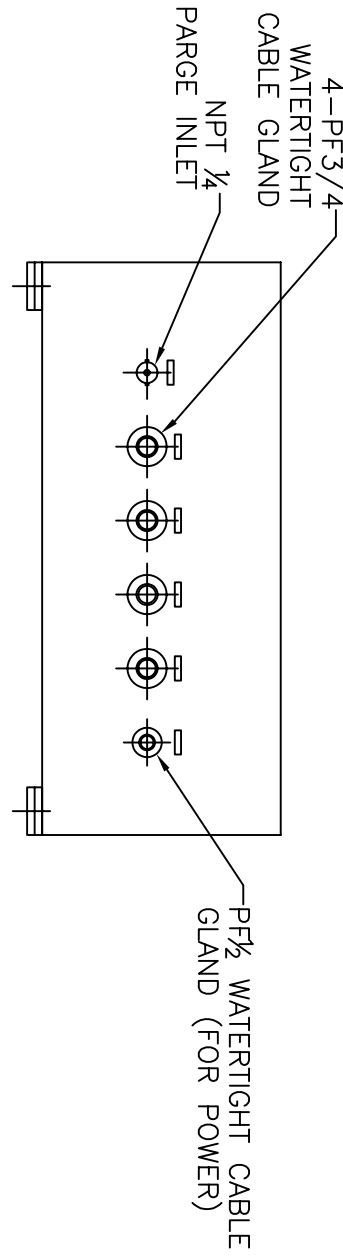


NOTES: UNLESS OTHERWISE SPECIFIED.

| REVISIONS | | | | |
|-----------|-----------------|------|------|---------|
| REV | DESCRIPTION | DATE | APP. | REV. BY |
| 0 | INITIAL RELEASE | | | -- |

PRELIMINARY PRINT



DO NOT SCALE DWG
 TOLERANCE UNLESS OTHERWISE SPECIFIED: ANGULAR ±1/2°
 LINEAR { .X = ±.1
 .XX = ±.02
 .XXX = ±.010

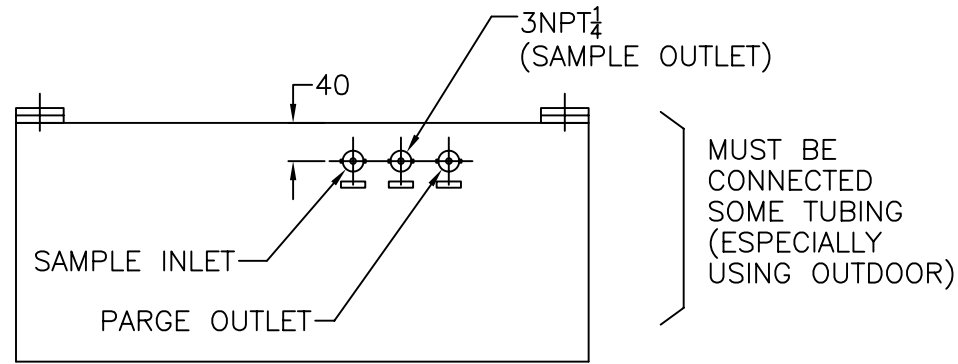
THIS DRAWING IS THE PROPERTY OF TELEDYNE INSTRUMENTS AND CONTAINS CONFIDENTIAL INFORMATION. IT IS NOT TO BE COPIED, REPRODUCED OR USED WITHOUT WRITTEN PERMISSION.

TELEDYNE INSTRUMENTS
Analytical Instruments
 A Teledyne Technologies Company
 City of Industry, California, 91748, USA

| S/ | SIGNATURES | DATE |
|-----------|------------------------|----------|
| N/ | DRFT: K.MURALI | 24/05/06 |
| I/ | CHK: | |
| P/ | APPR: | |
| O/ | ENGR: | |
| F/ | C.O.: PROPOSAL | |
| REFERENCE | CAD I.D. BSK240506-2-0 | |

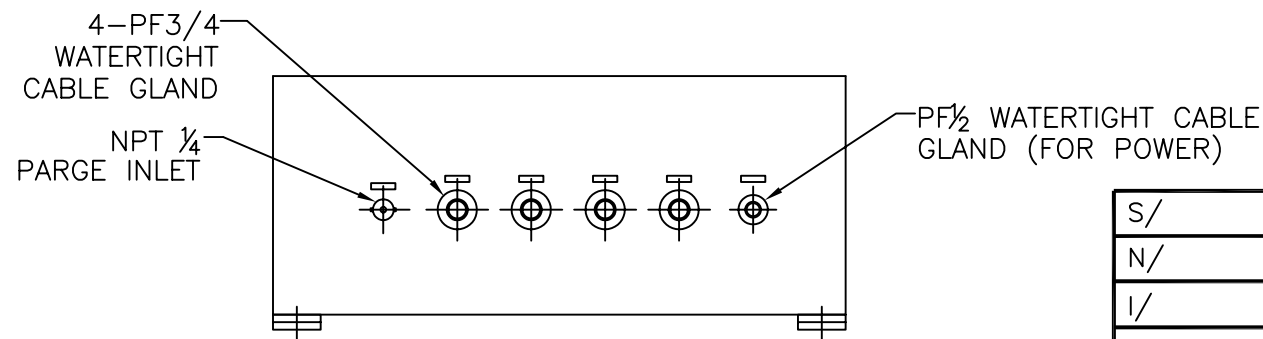
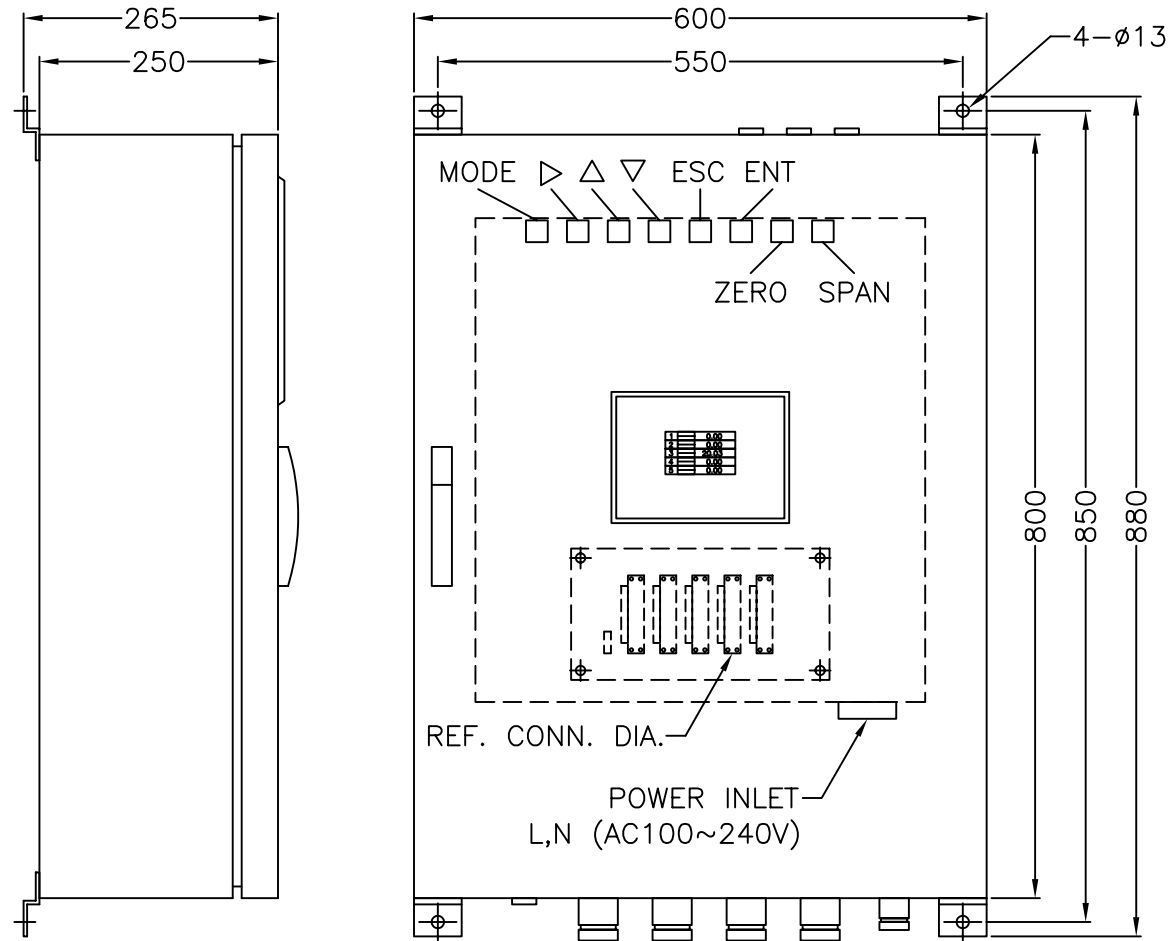
| | |
|---|-----------------------------|
| TITLE OUTLINE DIAGRAM OF INFRARED ANALYZER (WALL MOUNT TYPE) 7500/7600 SERIES | SCALE NONE |
| | SIM |
| | SHEET 1 OF 2 |
| MATL. NONE | DWG NO. BSK-240506-2 |
| | REV 0 |

NOTES: UNLESS OTHERWISE SPECIFIED.



| REVISIONS | | | | |
|-----------|-----------------|------|------|---------|
| REV | DESCRIPTION | DATE | APP. | REV. BY |
| 0 | INITIAL RELEASE | | | -- |

PRELIMINARY PRINT



DO NOT SCALE DWG
 THIS DRAWING IS THE PROPERTY OF TELEDYNE INSTRUMENTS AND CONTAINS CONFIDENTIAL INFORMATION. IT IS NOT TO BE COPIED, REPRODUCED OR USED WITHOUT WRITTEN PERMISSION.

TOLERANCE UNLESS OTHERWISE SPECIFIED: ANGULAR $\pm 1/2^\circ$
 LINEAR { .X = $\pm .1$
 { .XX = $\pm .02$
 { .XXX = $\pm .010$

TELEDYNE INSTRUMENTS
Analytical Instruments
 A Teledyne Technologies Company
 City of Industry, California, 91748, USA

| S/ | SIGNATURES | DATE |
|-----------|------------------------|----------|
| N/ | DRFT: K.MURALI | 24/05/06 |
| I/ | CHK: | |
| P/ | APPR: | |
| O/ | ENGR: | |
| F/ | C.O.: PROPOSAL | |
| REFERENCE | CAD I.D. BSK240506-2-0 | |

| | | |
|---|-----------------------------|--------------|
| TITLE | | SCALE NONE |
| OUTLINE DIAGRAM OF INFRARED ANALYZER (WALL MOUNT TYPE) 7500/7600 SERIES | | SIM |
| | | SHEET 2 OF 2 |
| MATL. NONE | DWG NO. BSK-240506-2 | REV 0 |