


NAIS

**ULTRA-MINIATURE
PC BOARD TYPE
POWER RELAY**

JS-RELAYS



mm inch

UL File No.: E43028 CSA File No.: LR26550

- Ultra-miniature size with universal terminal footprint
- High contact capacity: 10 A
- UL class B coil insulation type available
- TV-5 type available
 - 1 Form A type → TV-5
 - 1 Form C type → TV-5(N.O. side only)
- VDE, TÜV also approved
- Sealed construction for automatic cleaning

SPECIFICATIONS

Contact

Arrangement	1 Form A, 1 Form C	
Initial contact resistance, max. (By voltage drop 6 V DC 1 A)	100 mΩ	
Contact material	Silver alloy	
Rating (resistive load)	Nominal switching capacity	10 A 125 V AC 6 A 277 V AC
	Max. switching power	1,662 VA
	Max. switching voltage	250 V AC, 100 V DC
	Max. switching current	10 A (AC), 5 A (DC)
Expected life (min. ope.)	Mechanical (at 180 cpm)	10 ⁷
	Electrical at 10 A 125 V AC, 6 A 277 V AC resistive (at 20 cpm)	10 ⁵

Coil

Nominal operating power	360 mW
-------------------------	--------

Remarks

- *1 Detection current: 10mA
- *2 Excluding contact bounce time
- *3 Half-wave pulse of sine wave: 11ms; detection time: 10μs
- *4 Half-wave pulse of sine wave: 6ms
- *5 Detection time: 10μs
- *6 Refer to 6. Usage, transport and storage conditions NOTES (Page 8)

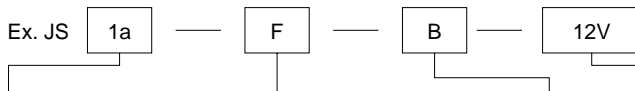
Characteristics

Max. operating speed	20 cpm	
Initial insulation resistance	Min. 100 MΩ (at 500 V DC)	
Initial break-down voltage*1	Between open contacts	750 Vrms for 1 min.
	Between contacts and coil	1,500 Vrms for 1 min.
Operate time*2 (at nominal voltage)	Approx. 10 ms	
Release time(without diode)*2 (at nominal voltage)	Approx. 10 ms	
Temperature rise (at nominal voltage)	Max. 35°C	
Shock resistance	Functional*3	Min. 98 m/s ² {10 G}
	Destructive*4	Min. 980 m/s ² {100 G}
Vibration resistance	Functional*5	Approx. 98 m/s ² {10 G}, 10 to 55 Hz at double amplitude of 1.6 mm
	Destructive	Approx. 117.6 m/s ² {12 G}, 10 to 55 Hz at double amplitude of 2 mm
Conditions for operation, transport and storage*6 (Not freezing and condens- ing at low temperature)	Ambient temp.	-40°C to +70°C -40°F to +158°F
	Humidity	5 to 85% R.H.
Unit weight	Approx. 12 g .423 oz	

TYPICAL APPLICATION

- Home appliances
Air conditioner, heater, etc.
- Automotive
Power-window, car antenna, door-lock, etc.
- Office machines
PPC, facsimile, etc.
- Vending machines

ORDERING INFORMATION



Contact arrangement	Protective construction	Coil insulation class	Coil voltage (DC)
1: 1 Form C 1a: 1 Form A	Nil: Sealed type F: Flux-resistant type	Nil: Class A insulation B: Class B insulation	5, 6, 9, 12, 18, 24, 48 V

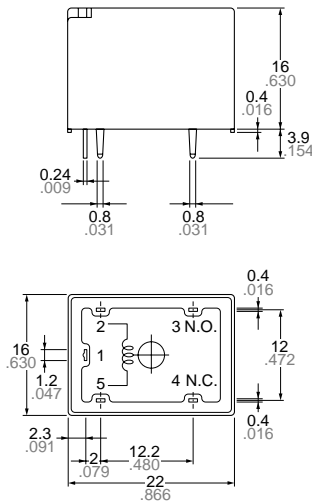
- Notes: 1. Standard packing: Carton: 100 pcs. Case: 500 pcs.
2. When ordering TV rated (TV-5) types, add suffix -TV.

COIL DATA

Part No.				Nominal voltage, V DC	Pick-up voltage, V DC (max.) (at 20°C 68°F)	Drop-out voltage, V DC (min.) (at 20°C 68°F)	Coil resistance, Ω (±10%) (at 20°C 68°F)	Nominal operating current, mA (±10%) (at 20°C 68°F)	Nominal operating power, mW (at 20°C 68°F)	Max. allowable voltage (at 60°C 140°F)
Sealed type		Flux-resistant type								
1 Form A	1 Form C	1 Form A	1 Form C							
JS1a-5V	JS1-5V	JS1aF-5V	JS1F-5V	5	3.5	0.5	69.4	72	360	130%V of nominal voltage
JS1a-6V	JS1-6V	JS1aF-6V	JS1F-6V	6	4.2	0.6	100	60		
JS1a-9V	JS1-9V	JS1aF-9V	JS1F-9V	9	6.3	0.9	225	40		
JS1a-12V	JS1-12V	JS1aF-12V	JS1F-12V	12	8.4	1.2	400	30		
JS1a-18V	JS1-18V	JS1aF-18V	JS1F-18V	18	12.6	1.8	900	20		
JS1a-24V	JS1-24V	JS1aF-24V	JS1F-24V	24	16.8	2.4	1,600	15		
JS1a-48V	JS1-48V	JS1aF-48V	JS1F-48V	48	33.6	4.8	6,400	7.5		

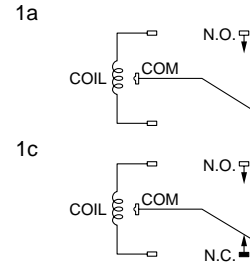
DIMENSIONS

mm inch

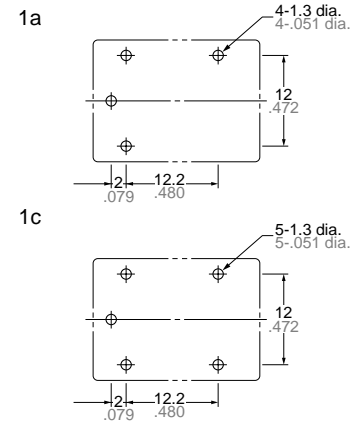


Note: Terminal No. 4 is only for 1 Form C type
General tolerance: ±0.3 ±.012

Schematic (Bottom view)



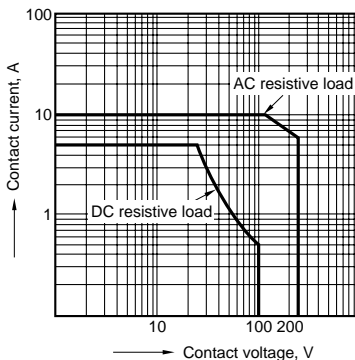
PC board pattern (Copper-side view)



Tolerance: ±0.1 ±.004

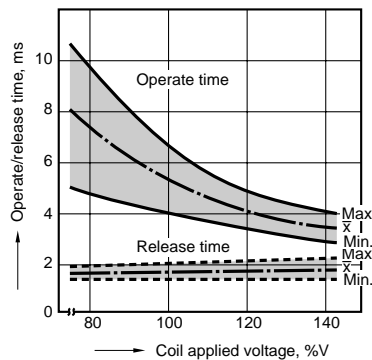
REFERENCE DATA

1. Maximum value for switching capacity



2. Operate/release time

Sample: 25 pcs., JS1-12V

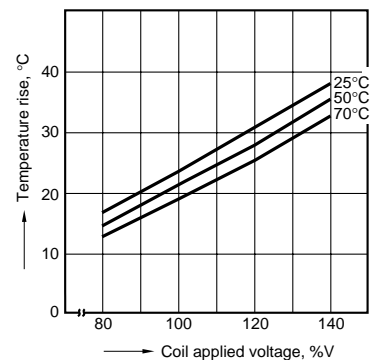


3-(1). Coil temperature rise

Sample: 5 pcs., JS1-12V

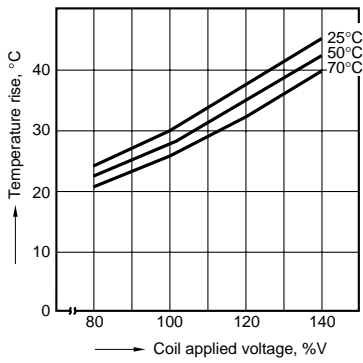
Measured portion: Inside the coil

Contact current: 5 A



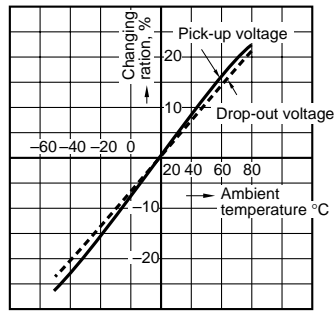
3-(2). Coil temperature rise

Sample: 5 pcs., JS1-12V
 Measured portion: Inside the coil
 Contact current: 10 A



4. Ambient temperature characteristics

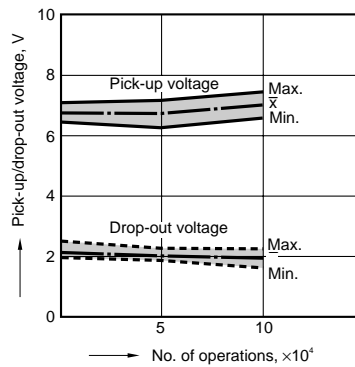
Sample: 6 pcs., JS1-12V



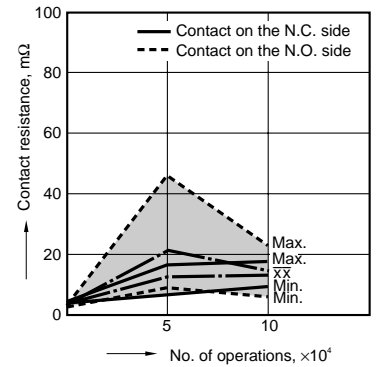
5. Electrical life test (10 A 125 V AC, resistive load)

Sample: 6 pcs., JS1-12V
 Operating speed: 20 cpm
 Ambient temperature: room temperature

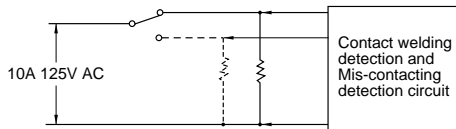
Change of pick-up and drop-out voltage



Change of contact resistance



(Circuit)



For Cautions for Use